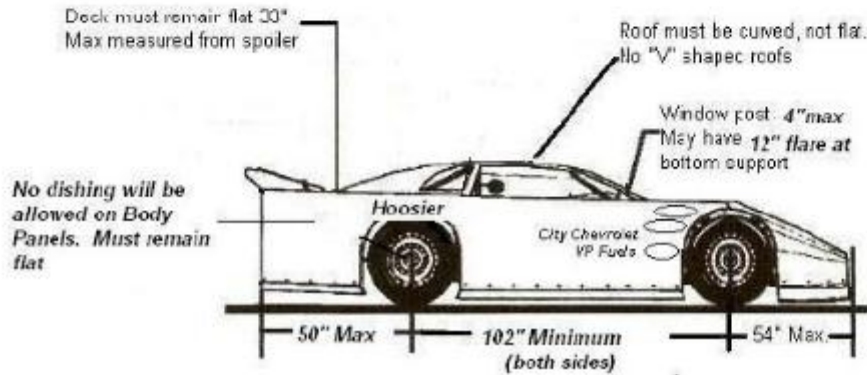
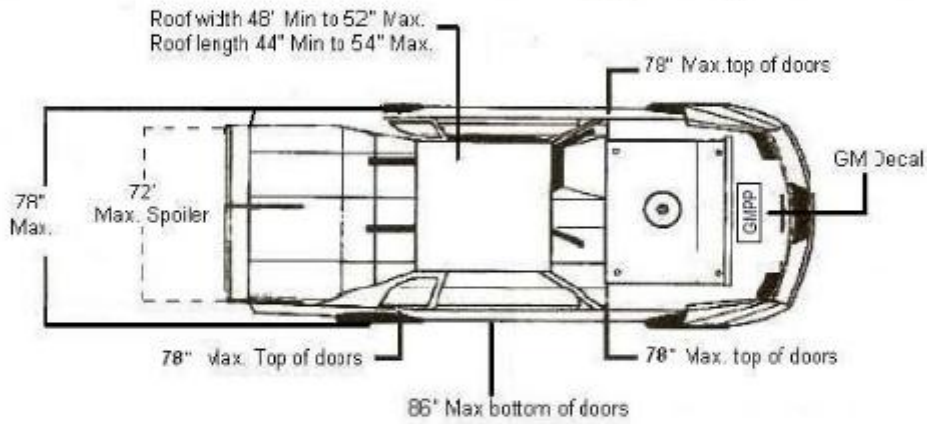
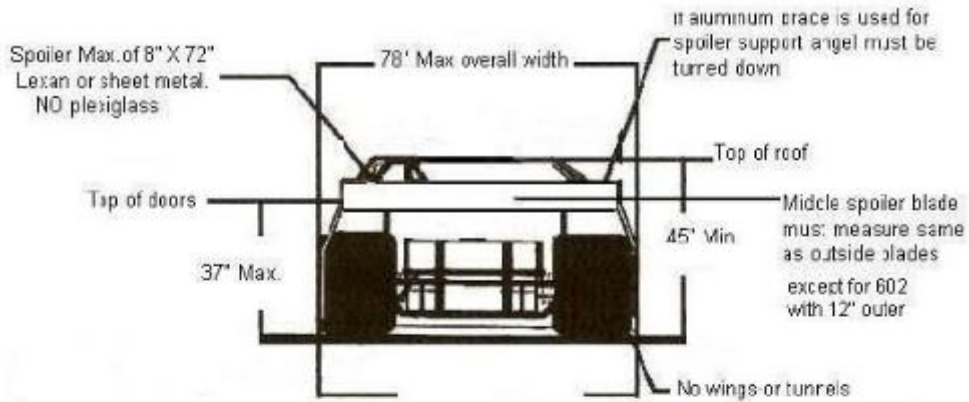


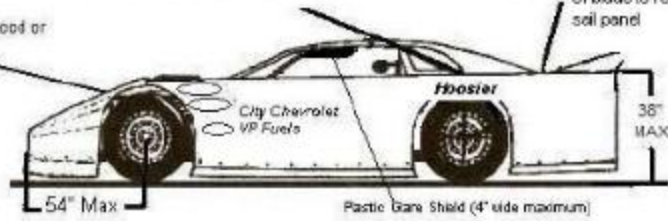
Crate Late Model Body Drawing



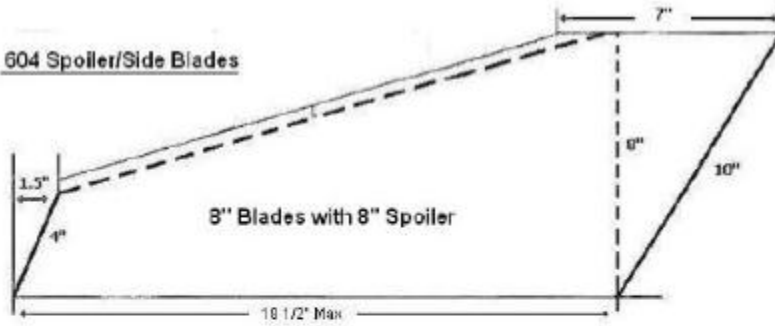
Quarter windows cannot be offset. Any openings must be equal in size and in same location on both sides of car. Max length of sail panel at base is 43 1/2 inches

1 1/2 inch minimum clearance from front of blade to rear of sail panel

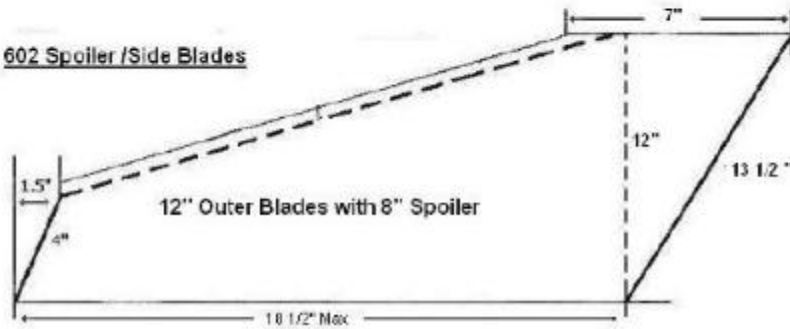
GM decal bottom of hood or top of filler panel
MANDATORY



604 Spoiler/Side Blades




602 Spoiler /Side Blades



Super Sportsman / Crate Sportsman Body Drawing

C-post (sail panels) Must be of the same shape and size on each side of car. Any openings/holes must be the same size and location on each panel.



Sheetmetal or plastic may be used only as filler between bumper cover and decklid. No holes or gaps allowed in filler.

Bumper covers can NOT be Made out of sheet metal.

- A- Measurement at top of sail panel 18" min- 25" max
 - B- Measurement at bottom of sail panel 28" min - 42" max
 - C- Measurement of deck height 43" (Measured from ground to where spoiler meets deck)
 - D- Bumper measurement. Bumper must extend a min of 20" (Measured straight down from deck lid to the bottom of bumper.)
- SECA officials may request body alterations to your cars at anytime without notice as seen fit.

Maximum 3 Spoiler Supports 8" x 72" Rear Spoiler Max

